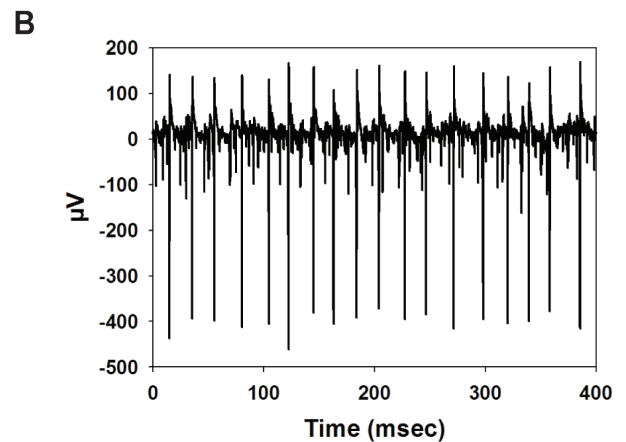
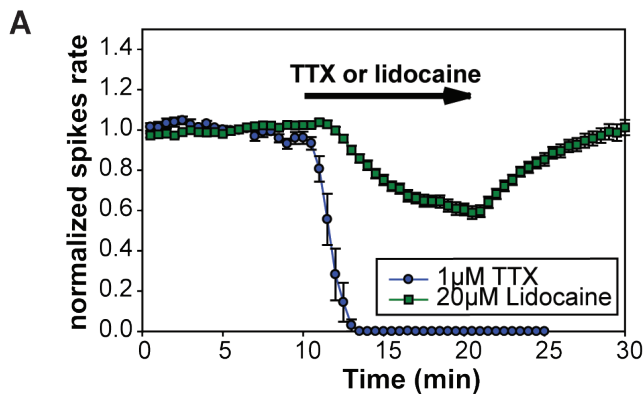
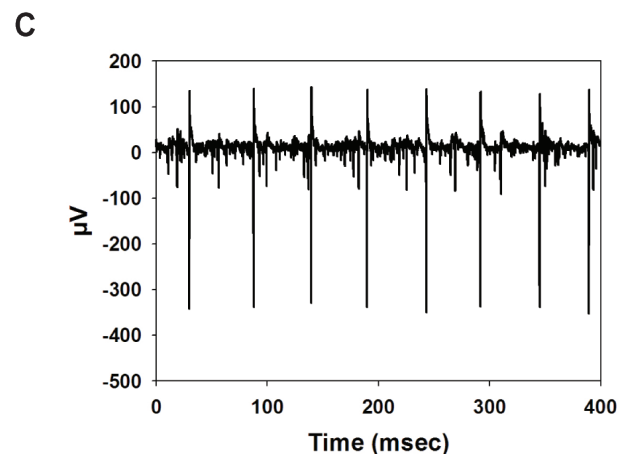
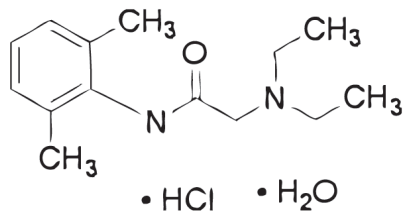


**SAP-001** • **PURKINJE NEURONS SPONTANEOUS FIRING** • **TTX AND LIDOCAINE** • **SODIUM CHANNEL**



Lidocaine



**BIOLOGY**

Purkinje neurons of cerebellum fire spontaneously and regularly at precise frequencies (between 30 and 80 Hz). This activity is sensitive to sodium channel modulators and inhibitors, such as TTX (see A) or lidocaine (see A,B and C). This model allows to evaluate compounds on some essential properties of neurons, i.e. action potential genesis and propagation.

**BIBLIOGRAPHY**

- Egert U, Heck D, Aertsen A (2002). Exp Brain Res 142:268-274.
- Smith SL, Otis TS (2003). J Neurosci 23:367-372.
- Stett A, Egert U, Guenther E, Hofmann F, Meyer T, Nisch W, Haemmerle H (2003). Anal Bioanal Chem 377:486-495.

Last update: March, 6, 2009